

Gem & Lapidary News

June 2017

Vol. 43 No 6

Gem & Lapidary News is the official publication of the GEM AND LAPIDARY COUNCIL of NEW SOUTH WALES Inc, PO Box 163, Wentworthville, NSW, 2145. The executive and workforce of the Council are entirely composed of delegates from member Clubs. Council is NOT an autonomous body. The Gem & Lapidary Council is a member of AFLACA (Australian Federation of Lapidary and Allied Crafts Association).

Life Councillors: Joan Ball, Ron Beattie, Arthur Roffey, Frank Hall (dec), Dot Caladine (dec), Maurya Hutton (dec), Marie Jenkins (dec), Dick Moppett (dec) & Bob Wright (dec).

EXECUTIVE

President	Barbara Try (Northern Districts) 0417 676435
Vice Presidents:	Colin Wright (Port Hacking) Tony Try (Central Coast)
Secretary	Marilyn Behrens (Parramatta-Holroyd) 02 96358218 secretary@gemlapidarycouncilnsw.org.au
Minute Secretary	Mick Lane (Blue Mountains)
Treasurer	John Behrens (Parramatta-Holroyd) 02 96358218
Committee:	Wally Dove (Port Hacking) Sue O'Neil (Goulburn Gem Society) John Vincent (Hawkesbury Valley)

Appointments

Public Officer	John Vincent
Auditor	Christine Gruntar
Editor	Theresa Mason (BA hons, ADA) editor@gemlapidarycouncilnsw.org.au
Webmaster	Lilly Murphy webmaster@gemlapidarycouncilnsw.org.au
Property-Equipment Officer	John Behrens
Competition Judges:	Wally Dove & John Behrens
Education Officer	vacant
GEMBOREE Coordinator	Col Wright
GEMKHANA Coordinator	Bob and Reg McLean

Website: <http://www.gemlapidarycouncilnsw.org.au/>

COUNCIL MEETINGS

EXECUTIVE - Meet monthly, fourth Wednesday of the month, 1pm, at Clubrooms, Parramatta-Holroyd Lapidary Club, 73 Fullager Rd, Wentworthville NSW

Visitors welcome to attend

SUBSCRIPTIONS to the Gem & Lapidary News

\$20 if posted bulk to your Club
\$25 if posted to members' private address
\$30 for non-members of the G&L Council

Free online subscriptions (see website for details) NB: colour version available online

ADVERTISING RATES per G&L News issue (NB: printed in black & white)

Full page - \$40 per issue
1/2 page - \$25
1/3 page - \$20

Please send payment with advertising booking and copy



CONTENTS

GEMKHANA® 2017	page 5
Club News	page 6
When “Thank You” does not seem enough	page 10
GEMKHANA Competition Schedule	page 12
RARE Fossil Find in Queensland	page 29
Fossil Find	page 29
Exhibitions & Events	page 31

Gem & Lapidary Council NSW's website is gemlapidarycouncilnsw.org.au with links to the **secretary, editor & webmaster**

AFLACA's website is: www.aflaca.org.au

NB: CHANGE OF POSTAL ADDRESS FOR THE G&LC NSW

Gem & Lapidary Council NSW, PO Box 163, Wentworthville NSW, 2145

NEXT COUNCIL MEETING

Wednesday, June 28 at the Clubrooms, Parramatta-Holroyd
Lapidary Club, 73 Fullagar Rd, Wentworthville, 1pm

Please attend - you will be made very welcome ♥

DEADLINE FOR JULY 2017 ISSUE

June 21 (third Wednesday of the month, plus a few days grace)

CONTACT THE G&L EDITOR TO INCLUDE YOUR CLUB'S NEWS

editor@gemlapidarycouncilnsw.org.au

Disclaimer:

Opinions expressed are those of the original authors and do not necessarily reflect those of the Editor, Gem & Lapidary Council, or its members. Persons acting on any opinion, advice, fact or advertisement published in this issue does so at their own risk.

A&E METALS

ORDER ONLINE TODAY AT
aemetal.com.au



The A&E Metals branded range of silver and industrial related precious metal products is the only Australian mass produced range of silver based fabricated metal products. A&E Metals is also the exclusive Australian distributor of **Argentium®**.

**A&E
METALS**
A PALLION COMPANY

A&E METALS HEAD OFFICE

68 Smith Street Marrickville NSW 2204 Australia
P: +61 2 8568 4200 | F: +61 2 8568 4240 | E: info@aemetal.com.au

**AUSTRALIA WIDE
1300 360 598**

aemetal.com.au



G&L COUNCIL INFORMATION

NB: There was no May meeting last month.

Next meeting: 1pm on Wednesday 28 June, at 73 Fullagar Rd, Wentworthville

G&L Council NSW's website is gemlapidarycouncilnsw.org.au with links to the secretary, editor & webmaster.

AFLACA's website is www.aflaca.org.au



GEMKHANA 2017

GEMKHANA is the annual Gem & Mineral Show and Competition of lapidaries from all over New South Wales.

Presented by the Gem and Lapidary Council of NSW, GEMKHANA 2017 will be held at the Hawkesbury Showground, Clarendon, from 30th September to October 3rd. The show will feature gem and mineral displays, traders and tailgaters selling specimens, jewellery, stones, tools etc, with lapidary demonstrations, and activities for children. Refreshments are available and there's camping at the showground. The venue is directly adjacent to Clarendon Railway Station on the Richmond line. It is wheelchair accessible, and has plenty of parking.



Competition quality lapidaries from throughout the state will be on display. Competition Entries for GEMKHANA 2017 close on 18th August, so there's still plenty of time to formally enter the lapidary competition. Entering competitions is a great way to measure your improvement as a lapidarist, and GEMKHANA is a fantastic showcase of diverse lapidary skills. See pages 12-27 this issue for the diverse lapidary categories listed in the Competition Schedule.



CLUB NEWS

Blaxland Lapidary Club have their Club Gem Show coming up on August 19-20th at the Glenbrook Community Hall. There will be displays of lapidary work as well as gem, mineral and crystal sales. The show is open 8am-4pm daily. Adults \$3, children \$1. Refreshments will be available.

Campbelltown Lapidary Club have their Annual Exhibition Gem, Mineral and Jewellery Show on 8-9th next month, at the Greg Percival Community Centre, Ingleburn. Opening times are Saturday 9.30am-5pm, and Sunday 9.30am-4pm. Families \$15, adults \$5, Seniors and children \$3. This year the Club are having a members' lapidary sales table with members' roster, and all members are urged to donate something to the Club sales table, eg finished stones, jewellery, slabs and specimens, to help raise money for the Club. People who come to the exhibition are always looking for a bargain, and the Club table is where they expect to find it.) The Club gardens are going to be looked after by Carolyn, who will continue Betty's beautiful garden creation and work. New members are always welcome, and can enjoy benefit from both classes and members' experiences:)

Canberra Lapidary Club had a guest speaker at their last meeting who talked on the vast array of minerals from the Glen Innes region, such as topaz, garnet, zircon, aquamarine, emerald, citrine and quartz. Minerals found there include



Campbelltown Districts Lapidary Club
Presents
Annual Gem Mineral & Jewellery Show
8th & 9th July 2017

Times: Sat 9.30am - 5.00pm Sun 9.30am - 4.00pm

Venue: Greg Percival Community Centre
Oxford Rd Ingleburn, NSW 2565

Entry Fee; Children & Seniors \$3
Adults \$5 Families \$15

Cold drinks, Morning Tea & Lunch Available

Handmade Jewellery
Rough and Polished Gem Stones
Opals - Agate a Quartz

Dealers supplying Gems, Fossils
Crystals, Minerals, Beads, Tools, Findings

Phone 96183206
Email: ctownlapidaryclub@bigpond.com
Web: campbelltownlapidary.org.au

granite-related cassiterite, tungsten, molybdenum, gold, silicite and silver-rich lead, zinc and copper as well as alluvial deposits of tin, sapphires and diamonds. Last month's Club field trip was to Yass looking for fossils of trilobites, graptolites and various coral. The 15th Canberra Rock Swap was a success, and the Club newsletter featured the history of their first event, which was also a roaring success. The Club have equipment available for loan, and members are reminded to sign off when returning items. Some sieves are missing, so please check borrowed items are returned. The flat lap needs servicing by some willing members, and members are reminded that suggestions to the Club need to be made in writing and placed in the suggestions box, as verbal requests may not make it to the committee. A Club auction was held at the April social meeting,



Oscar the Auctioneer in full swing at the Canberra Club

which, according to the newsletter, had "120 items for sale, several of them with reserve prices set by the owners. On offer, among many minerals were a faceting machine, two cabbing machines, fossils, opal, cabbing material,

Robilt Lapidary Supplies

167 Endeavour Drive, North Cranbourne 3977

P.O. Box 179 Doveton, Victoria 3177

Ph: (03) 5996 0750 Fax: (03) 5995 7505 Mob: 0414 469 203

ABN 37 856 874 788

Email: robilt@unite.com.au

Manufacturers of Lapidary Machines for over 45 years

Tumblers – Trimsaws – Slabsaws – Grinders - Polishers

Vibro Laps – Flat Laps – Faceting & Combination Machines

Suppliers of Grits – Laps – Wheels – Blades – Dops – Discs.

Service – Repairs – Spare Parts - Rough – Cut – Polished Stones

Servicing Your Lapidary Needs



Work by Russian stone mosaic artist, Anatoly Golobokov (image from: <http://florentinemosaic.net/en/gallery/animals>). Right, Club members learning stone mosaic work

books, barbeque plates and other bits and pieces." Only six members had submitted items for sale, the rest of the items were surplus items donated to the club." The Club raised \$865 (10% on member's items plus sale of club surplus items), and everyone had a great time. The newsletter featured a story on a special



invite of some Club members to the

Russian Ambassador's home for a presentation by Russian stone mosaic artist, Anatoly Golobokov. Anatoly has been teaching Club members his awesome skills.

Inverell & District Lapidary Club have their Annual Gem & Craft Show coming up on 13-15th October at the Pioneer Village in Inverell. Members are busy preparing for the show and site bookings have been coming in. The new shed is being built with the help of many hands, and it is hoped to soon have it to the lock-up stage. The May BBQ raised just over \$200 for the Club. A recent field trip to Koloona was attended by 12 members, and yielded quite a lot of petrified wood as well as two large pieces of opalite to go on display at the Clubhouse. This month's Club field trip is to Coolootai Station.

Lismore Lapidary Club report that rain or shine, their annual Gemfest lapidary show went on and was a highly successful event, with a great effort, teamwork and cooperation everywhere, and hard work with smiles all around. The Club extends a huge thank you to "all who helped make Gemfest successful... sponsors, gatekeepers, stall holders, money spenders, toilet supervisors and cleaners, scone makers and jam spreaders, cash counters, velvet arrangers, pothole fillers, club sales table guardians, raffle spruikers, sieve and bucket carriers,



Lismore Gemfest (image from Lismore Club's Newsletter)



fluoro vest wearers, ute drivers etc... Well done, everyone!" The Club is holding a Gemfest debrief and thank you BBQ directly after their next general meeting. Apparently, two of the Club's diamond sanding belts have been ruined by incorrect use. Club members are reminded to notify the session supervisor if they notice anything amiss in the workshop, such as incorrect usage of equipment. As the newsletter says, "It's not dobbling. It is allowing people to be helped with their techniques, and saving equipment for others to use, as well as saving club funds." Sadly, the Club newsletter reported the passing of foundation Club member, Norman Robinson. Norman loved fossicking, collecting, swapping, buying and selling. He was an active Club member, and saw many Gemfests. He will be sadly missed.



Parramatta-Holroyd Lapidary Club would like to congratulate the Gem & Lapidary Council for a well-run GEMBOREE®, and thank the many Club members involved in this year's GEMBOREE, both as workers and visitors. GEMBOREE is Australia's national lapidary show and competition. The weather was brilliant, and there were 70 other tailgaters there, with the Northern Districts Lapidary Club set up nearby. Thanks to all Club members who helped with sales on the Club's tailgating stall, which did well, and congratulations to members who won awards in the competition at the GEMBOREE. The newsletter reports, "A trophy is available to the Club whose members are awarded the most points. Maybe, one day [muses Marilyn] we will have enough entrants to give us a chance of winning it." The Club's Open Day was a success, with around 100 people attending, and demonstrations on beading, chain-making, gem trees, copper embossing, carving and cabbing. A microscope with specimens was set up, and unwanted/excess library books were sold. Many membership forms were taken, with one new member already coming to Club. This month's field trip is to Bellata over the Queens' Birthday weekend June 10-12, fossicking for petrified wood and agate. This month's information talk at the general meeting will be on crocoite from the Dundas Mine in Tasmania. The Club is now forwarding all digitally-received newsletters forwarded from other Clubs. It is hoped this will give Club members a broader picture of what is happening in the world of lapidary. Concentration is now on the Club's annual Exhibition Show coming up on 18-20th August. The Club are planning to make their 57th Exhibition more fun with interactive activities. The theme this year is India and the sub-continent gems and minerals. Items for display are required. There are many jobs that need doing, from helping on stalls, demonstrating lapidary arts, to cooking, preparing rocks or plants for sale, chips for the sand sieve, displays of specimens, and members are reminded of the Club-member-only competition. As the newsletter says, "Please just don't turn up and wander around. At least offer to fill in for someone while they take a break to have some lunch, or talk to a visitor, etc." All Club members are urged to consider entering items into the upcoming GEMKHANA, the state-wide lapidary competition held from September 30th - October 2nd. GEMKHANA Competition Entries are due 18th August. Challenge yourself:)



WHEN “THANK YOU” DOES NOT SEEM ENOUGH

Barbara Try (President G&LC)

Another GEMBOREE is over.

You may recall that in 2011 the NSW GEMBOREE at Bathurst had over 1,300 entries, which was a fantastic showing of people's skills in the various aspects of lapidary. After that event, which stretched our judging resources to the limit, the NSW Gem and Lapidary Council made a concerted effort to train more judges and ensure that they gained the experience necessary to be able to cope with the next NSW 2017 GEMBOREE, which we have just had at Lithgow.

Since 2011 there has been a gradual decline in the number of entries for the various competitions at all levels, and in all States. Having said that I am however pleased to say that we had 946 competition entries for the GEMBOREE in Lithgow. This was considerably more than the 2016 GEMBOREE at Ulverstone in Tasmania and the 2015 GEMBOREE at Horsham in Victoria. So, “thank you” to all those people that took the time to enter the various competitions and make this a successful showing of the skills taught in the clubs across Australia.

But, my major “Thank You” goes to the NSW judges that have worked tirelessly for the last three years, honing their skills for what has been a major operation over two



For 50 years we have been manufacturing and supplying quality base metal Findings and Mountings to Lapidary and Craft enthusiasts.

Shop online for a large range of:

Findings

Chains – Neck chains and Bulk chain

Mountings: Rings, Pendants, Brooches, Bracelets etc.

Snap –Tite™ Settings – Sterling Silver and Gold Filled

Discounted and close-out Specials

www.australianlapidarysupplies.com.au

Phone: 02 95318922 Email: sales@australianlapidarysupplies.com.au

Discount for Lapidary Clubs and Members

Simply order online and type in coupon code: **lapidary** at checkout.



full weekends. The first was in the rooms of the Parramatta-Holroyd Lapidary Club, where a total of 40 people spent a very long Saturday, with 30 of them backing up again on Sunday for another long day. The following weekend was in the rooms of the Central Coast Lapidary Club, where a different 26 people spent a long Saturday. 16 of them backed up again on the Sunday to complete this big judging assignment. My thanks also go to the management of these two clubs for making their rooms available and to the caterers/volunteers who kept us all fed and watered.

Unfortunately though, the last three years where NSW judges assisted Victoria with the judging for Horsham; did 100% of the judging for Tasmania and all of the judging for Lithgow, as well as for the various GEMKHANAs and club competitions, it has taken its toll. Many of these judges are now tired and have expressed an interest in taking a break from what has been a rather hectic schedule of events. Given that the work involved can be quite a draining exercise when ensuring that all the rules are met and that each competitor is fairly treated, I can understand the sentiments expressed.

NSW has by far the most number of qualified judges of any State in Australia and has been more than willing to assist other states with the judging of their competitions. My concern is that we may not be able to assist other states to the same degree in the future. It is therefore paramount that future GEMBOREE committees consider their options and have their state bodies take steps to train appropriate judges to ensure that GEMBOREEs and GEMKHANAs can continue – not only to demonstrate our skills but also as a social meeting place for like-minded people.

Finally – to all the NSW judges that I have pestered into judging assignments over the last three years, please accept my heartfelt appreciation and thanks.



Lismore Gemfest display (image from Club's facebook page)



GEMKHANA COMPETITION SCHEDULE & CONDITIONS

(SEE: <http://gemlapidarycouncilnsw.org.au/gemkhana-competition-schedule/>)

GENERAL CONDITIONS

1. This is a Level 3 Competition and will be judged in accordance with the rules and definitions of the Competitor & Judging Manual for Lapidary and Allied Competitions Issue No. 8 April 2015 (referred to in this Schedule as the Manual), unless otherwise stated in this Schedule.

2. All competitors are advised to familiarise themselves with all the “Conditions for Competitors” in the Manual (particularly pages 5 to 13).

3. Competitors should be aware of, or check their eligibility, to enter a Novice or Intermediate Division either by:-

- Reading Section B4 of the Manual (pages 6 & 7) relating to Competition Divisions, or
- By checking the Updated Results list on the AFLACA website (<http://aflaca.org.au>)

Copies of the Manual can be purchased from the Secretary of your State Organisation.

4. Enquiries, correspondence and ALL POSTAL ENTRIES relating to this Competition should be directed to: **GEMKHANA Competition Committee 2017, PO Box 109, GyMEA, NSW 2227**

Phone Enquiries to Colin Wright: (02) 9521 2688 or 0418 286 003, or

Email Enquiries to Pam Ferris: gemkhana2016@gmail.com

5. Maximum number of entries allowed is two (2) per person per section except for Showcase Sections where only one entry per person is allowed.

6. It is the Competitor's responsibility to ensure that their entries are entered in the correct section and that the sections are correctly marked on the Entry Form. The Competition Committee may transfer an entry to another section if they are of the opinion that it has obviously been entered in the incorrect section.

7. Entry Fees: \$1.00 per entry for the first 10 entries, thereafter free. (Payable by cheque or money order to Gem & Lapidary Council of NSW Inc)

8. The cost of return postage must be included with the entry form if you are not intending to collect your entries in person at the GEMKHANA on the final day (Monday).

9. While every care will be taken, the GEMKHANA 2017 Committee will not accept any responsibility for the loss or damage of any entries or exhibits that may occur in transit or whilst in the possession of the GEMKHANA 2017 Committee.

10. Competitors and exhibitors are responsible for the insurance of their entries or exhibits while in transit, and whilst in the possession of the GEMKHANA 2017 Committee.

11. **How to enter the Competition – Sections 1 to 4, 8 to 13 and 18 to 26** (a) Package up your entries to cushion them from damage whilst in transit – also see SC3. (b) Fill out an official entry form - see page 10 of this Schedule (c) Include a stamped self-addressed envelope if you want acknowledgement of receipt of entries (d) Organise a cheque or money order payable to the Gem & Lapidary Council of NSW Inc for all fees (entry fee + return registered postage if applicable) (e) Submit your Entries + Entry Form + All Fees to the Competition Committee. This can either be:-

• By Post (Express Post is recommended so that it can be tracked) to:- GEMKHANA 2017 Committee, PO Box 109, GyMEA NSW 2227. **They must be received by Friday 18th August, 2017.**



- By personal delivery to Port Hacking Lapidary Club at Rear 39 Gymea Bay Road, Gymea
Between 12.00 noon and 2.00 pm on Saturday 19th August, 2017.

Late entries will not be eligible for competition and will be returned

How to Enter the Competition – Sections 5, 16, 17, 29, 32, 34 and Showcases (a) Send your Entry Form and All Entry Fees to **arrive by Friday 18th August, 2017** to:- GEMKHANA 2017 Competition Committee, PO Box 109, Gymea NSW 2227 (b) Hand deliver the entries to the Competition Committee in the Competition Hall at the GEMKHANA 2017 VENUE between 1pm and 5pm on Friday 29th September, 2017 (c) Note that entries in Sections 29, 32 & 34 must be set up and ready in the Exhibition Hall by 5.00 pm Friday 29th September, 2017.

12. Judging, Judging Sheets and Entry Pickup (a) Entries in Sections 1 to 4, 8 to 13, 18 to 26 will be judged prior to the GEMKHANA. (b) Entries in Sections 5, 16, 17, 29, 32 and 34 will be judged at the GEMKHANA. (c) Judging Sheets may be collected from the Competition Desk between 10am and 12 noon on Sunday 1st October, 2017 (d) Entries may only be collected between 2pm and 3pm on Monday 2nd October, 2017 (e) Entries not collected will be returned to the competitor in the manner specified on the entry form together with the applicable judging sheets.

SPECIAL CONDITIONS (SC)

SC1 – Sizes and Tolerances Where an entry does not conform to the size conditions in this Schedule or the Manual it will be ruled ineligible and not judged. Refer to section definitions in the Schedule and the Manual for allowable tolerances.

SC2 – Carving (Section 5) Each entry must have a label which best describes the exhibit for the viewer's interest including the material used. These labels will not be judged.

SC3 – Facet Entries (Sections 8 to 11) To be eligible, each faceted stone must be entered in a display box with a fixed label which states the material used. **Minimum size** for eligibility is 6mm across the girdle flats.

Refer to page 43, parts D11.3(d) and D11.3 (e) of the Manual.

To assist in identifying your entry, please also include on the label:- • Section Number being entered, and • Colour of material.

SC4 – Tumbled Stones (Section 12A) Please read page 19 (D2.2) and page 55 (D12.1) of the Manual for definition of this section.

SC5 – Jewellery (Sections 18-26) Competitors should carefully read Part E of the Manual in relation to all Jewellery sections.

TROPHIES AND MEDALLIONS

1. Medallions and prize cards will be awarded for 1st, 2nd and 3rd placed entries. Highly Commended will receive a prize card only.
2. At the Committee's discretion, where there are insufficient entries in a Novice or Intermediate Sections, a **Special Award** MAY be nominated and such award will not exclude a competitor from entering the same section in future competitions.
3. An Award Ceremony will be conducted in the Exhibition Hall at 10.00 am on Monday 2nd October, 2017. This will include:- • the announcement of the Perpetual Trophy winners • the presentation of the Annual and Keeper Trophies • the announcement and presentation of the Trophy to the Most Successful Competitor • the announcement and presentation of the Trophy to the Most Successful Club.



4. Annual Trophies may be awarded in the following categories:-

<i>SPECIAL ONE-OFF TROPHIES</i> <i>donated by Gem & Lapidary Council of New South Wales</i>	
Section N-1A.3	Novice Standard Cabochon – C/S – Highest Score
Section O-13.1	Open Polished Face – Flat Surface – Highest Score
Section N-19A.2	Novice Cast Jewellery not intended to include Lapidary, Fossil or Mineral Item(s) – Highest Score
THE JOAN BALL TROPHIES	
Section O-26B.1	Open Enamelled Jewellery without Mount – Highest Score
Section O-17.1	Open Novelty Gemcraft – Highest Score
THE ALAN COULTON TROPHY	
Section O-20A.1	Open Cast Jewellery using Natural Objects as Patterns – Highest Score

5. Perpetual Trophies may be awarded for the following:-

THE BORIS NOVIC TROPHY	
Section O-2A.1	The competitor with the highest score in Open Section O-2A.1 Double Standard Cabochon – C/S
THE DICK MOPPETT TROPHY – NOVICE	
Sections N-8B.3 and N-9B.3	For the Novice Competitor with the highest aggregate points for two (2) faceted stones – one shall be STANDARD BRILLIANT and the other a STANDARD STEP CUT. Note that each entry must achieve a minimum standard of 70 points
THE DICK MOPPETT TROPHY - OPEN	
Sections O-8B.1 & O-9B.1	For the Open Competitor with the highest aggregate points for two (2) faceted stones – one shall be STANDARD BRILLIANT and the other a STANDARD STEP CUT. Note that each entry must achieve a minimum standard of 90 points
THE ARTHUR ROFFEY TROPHY for ‘Best Mineral in Show’ (as selected by the donor)	
THE FRANK LANDER TROPHY for Most Successful Competitor	
Points are awarded as under:- 1st Place – 6 points 2nd Place – 4 points 3rd Place – 2 points Highly Commended – 1 point Special Award – 6 points	
THE FRANK HALL TROPHY for Most Successful Club	
Points are awarded as under:- 1st Place – 6 points 2nd Place – 4 points 3rd Place – 2 points Highly Commended – 1 point Special Award – 6 points Entries within 75% of the winning entry's score – 1 point	



Judging will be in accordance with the AFLACA Competition and Judging Manual Issue No. 8

O = Open I = Intermediate N = Novice J = Junior TR = Trophy C/S = Craftsmanship

A/A = Aesthetic Appeal SC = Special Condition Applies

Standard Cabochon – Must not pass through a 15mm hole (SC1)			
O-1A.1	Standard Cabochon	C/S – Agate	
I-1A.2	Standard Cabochon	C/S – Agate	
N-1A.3	Standard Cabochon	C/S – Agate	TR
J-1A.4	Standard Cabochon	C/S – Any Material	
Fancy Cabochon – Must not pass through a 15mm hole (SC1)			
O-1B.1	Fancy Cabochon	C/S – Any Material	
I-1B.2	Fancy Cabochon	C/S – Any Material	
N-1B.3	Fancy Cabochon	C/S – Any Material	
J-1B.4	Fancy Cabochon	C/S – Any Material	
O-1B.5	Fancy Cabochon	A/A – Petrified Wood	
I-1B.6	Fancy Cabochon	A/A – Petrified Wood	
N-1B.7	Fancy Cabochon	A/A – Petrified Wood	
Double Standard Cabochon – Must not pass through a 15mm hole (SC1)			
O-2A.1	Double Standard Cabochon	C/S – Any Material	
I-2A.2	Double Standard Cabochon	C/S – Any Material	
N-2A.3	Double Standard Cabochon	C/S – Any Material	
Double Fancy Cabochon – Must not pass through a 15mm hole (SC1)			
O-2B.1	Double Fancy Cabochon	C/S – Any Material	
I-2B.2	Double Fancy Cabochon	C/S – Any Material	
N-2B.3	Double Fancy Cabochon	C/S – Any Material	
Freeform – Must not pass through 15mm hole (SC1)			
O-3.1	Freeform	C/S – Any Material	
I-3.2	Freeform	C/S – Any Material	
N-3.3	Freeform	C/S – Any Material	
J-3.4	Freeform	C/S – Any Material	
Opal – Must not pass through 10mm hole (SC1)			
O-4A	Opal Doublet – Flat Top		
Carving – Hardness under 4 – Minimum size 50mm on the longest dimension (excluding base or mount) – Maximum size 300mm (including base or mount) (SC1 and SC2)			
O-5A.1	Carving – 3 dimensional		
N-5A.2	Carving – 3 dimensional		
Carving – Hardness 4 and over – Minimum size 50mm on the longest dimension (excluding base or mount) – Maximum size 300mm (including base or mount)(SC1 and SC2)			
O-5A.3	Carving – 3 dimensional		
N-5A.4	Carving – 3 dimensional		



Carving – Any Hardness – Minimum size 50mm on the longest dimension (excluding base or mount) - Maximum size 300mm (including base or mount)(SC1 and SC2)			
O-5B.1	Carving – in relief		
N-5B.2	Carving – in relief		
Carving – Any Hardness – Minimum size 50mm on the longest dimension (excluding base or mount) - Maximum size 300mm (including base or mount)(SC1 and SC2)			
O-5E.1	Carving not otherwise specified in Groups 5A to 5D		
N-5E.2	Carving not otherwise specified in Groups 5A to 5D		

Facet Cuts – Minimum size 6mm on shortest axis of outline shape – Groups 8, 9, 10 & 11 – (SC1 and SC3)			
O-8B.1	Standard Round Brilliant with Faceted Girdle	Coloured Cubic Zirconia	TR
I-8B.2	Standard Round Brilliant with Faceted Girdle	Coloured Cubic Zirconia	
N-8B.3	Standard Round Brilliant with Faceted Girdle	Coloured Cubic Zirconia	TR

O-9B.1	Square Step Cut with Cut Corners	Coloured Man Made Spinel	
I-9B.2	Square Step Cut with Cut Corners	Coloured Man Made Spinel	
N-9B.3	Square Step Cut with Cut Corners	Coloured Man Made Spinel	
O-10.1	Modified Standard Cut – Hexstar 1	Coloured Cubic Zirconia	
I-10.2	Modified Standard Cut – Square Cushion Brilliant	Coloured Man Made Corundum	
N-10.3	Modified Standard Cut – Modified Square Brilliant	Coloured Man Made Corundum	
O-11.1	Fancy Cut – Linda	Coloured Man Made Corundum	
I-11.2	Fancy Cut – Aussie Cut	Coloured Quartz	
N-11.3	Fancy Cut – Old Mine Barion	Coloured Quartz	

Tumbled Stones – must not be able to pass through a 15mm diameter circular hole (SC4)			
O-12A.1	Tumbled Stones – Preformed Shape	Group of 3 different materials	
N-12A.2	Tumbled Stones – Preformed Shape	Group of 3 – Any material	

Polished Face – Minimum size 50mm across shortest axis – Maximum size 300mm on any dimension			
O-13.1	Polished Face – Flat Surface	C/S	TR
N-13.2	Polished Face – Flat Surface	C/S	
J-13.3	Polished Face – Flat Surface	C/S	

GEM TREES – Must fit in 300mm cube <i>but</i> must not fit in a 150mm cube (SC1)			
O-16.1	Gem Tree		
N-16.2	Gem Tree		

Novelty Gemcraft – Minimum size 50mm on the longest dimension excluding base (SC1)			
O-17.1	Novelty Gemcraft		TR
N-17.2	Novelty Gemcraft		



Hand Fabricated and Wire Wrapped Jewellery (SC5)		
O-18A.1	Hand Fabricated Jewellery NOT intended to include Lapidary, Fossil or Mineral Specimen(s)	
I-18A.2	Hand Fabricated Jewellery NOT intended to include Lapidary, Fossil or Mineral Specimen(s)	
N-18A.3	Hand Fabricated Jewellery NOT intended to include Lapidary, Fossil or Mineral Specimen(s)	
O-18B.1	Hand Fabricated Jewellery WITH Lapidary Item(s) cut and set by entrant	
I-18B.2	Hand Fabricated Jewellery WITH Lapidary Item(s) cut and set by entrant	
N-18B.3	Hand Fabricated Jewellery WITH Lapidary Item(s) cut and set by entrant	
O-18E.1	Wire Wrapped Jewellery WITH Lapidary, Fossil or Mineral Item(s) prepared/set by entrant	
N-18E.2	Wire Wrapped Jewellery WITH Lapidary, Fossil or Mineral Item(s) prepared/set by entrant	

CAST JEWELLERY – using Patterns, Moulds or Dies MADE BY ENTRANT (SC5)		
O-19A.1	Cast Jewellery NOT intended to include Lapidary Fossil or Mineral Item(s)	
N-19A.2	Cast Jewellery NOT intended to include Lapidary Fossil or Mineral Item(s)	TR

METAL CLAY JEWELLERY – using Patterns, Moulds or Dies MADE BY ENTRANT (SC5)		
O-19E.1	Metal Clay Jewellery NOT intended to include Lapidary Fossil or Mineral Item(s)	
N-19E.2	Metal Clay Jewellery NOT intended to include Lapidary Fossil or Mineral Item(s)	

CAST JEWELLERY – using NATURAL OBJECTS AS PATTERNS (SC5)		
O-20A.1	Cast Jewellery NOT intended to include Lapidary Fossil or Mineral Item(s)	TR
N-20A.2	Cast Jewellery NOT intended to include Lapidary Fossil or Mineral Item(s)	

CAST JEWELLERY – using COMMERCIAL WAX MODELS OR PATTERNS (SC5)		
O-21B.1	Cast Jewellery WITH Lapidary Item(s) Cut and Set by Entrant	
N-21B.2	Cast Jewellery WITH Lapidary Item(s) Cut and Set by Entrant	

METAL CLAY JEWELLERY – using COMMERCIAL WAX MODELS OR PATTERNS (SC5)		
O-21G.1	Metal Clay Jewellery WITH Commercial Lapidary Item(s) set by entrant	

N-21G.2	Metal Clay Jewellery WITH Commercial Lapidary Item(s) set by entrant	
---------	---	--

ENAMELLED JEWELLERY IN HAND FABRICATED SETTING (SC5)		
O-24A.1	Enamelled Jewellery in Hand Fabricated Setting	
N-24A.2	Enamelled Jewellery in Hand Fabricated Setting	



COMMERCIAL MOUNT JEWELLERY (SC5)		
O-25.1	Commercial Mount Jewellery with Lapidary item(s) cut and set by entrant	
I-25.2	Commercial Mount Jewellery with Lapidary item(s) cut and set by entrant	
N-25.3	Commercial Mount Jewellery with Lapidary item(s) cut and set by entrant	
J-25.4	Commercial Mount Jewellery with Lapidary item(s) cut and set by entrant	
ENAMELLING SECTIONS (SC5)		
O-26A.1	Enamelled Jewellery in Commercial Mount	
N-26A.2	Enamelled Jewellery in Commercial Mount	
O-26B.1	Enamelled Jewellery without Mount	
N-26B.2	Enamelled Jewellery without Mount	
O-26C.1	Enamelling – Non Jewellery	
N-26C.2	Enamelling – Non Jewellery	
SHOWCASES		
O-29B.1	Showcase General – LIT	
FOSSILS		
O-32A.1	Fossils Non Display – Any type Australian	
N-32A.2	Fossils Non Display – Any type Australian	
O-32B.1	Fossils Non Display – Group of 3 Invertebrates	
N-32B.2	Fossils Non Display – Group of 3 Invertebrates	
MINERALS		
O-34A.1	Mineral Non Display – Single Specimen – Any Locality - Cabinet Size	
N-34A.2	Mineral Non Display – Single Specimen – Any Locality - Cabinet Size	
O-34B.1	Mineral Non Display – Group of Three – Any Locality - Miniature	
N-34B.2	Mineral Non Display – Group of Three – Any Locality - Miniature	



GEMKHANA 2017 will be held at Hawkesbury Showground September 30-October 2

**COMPETITION ENTRY FORM**

Mail to: The Competition Committee, PO Box 109, Gymea NSW 2227

Closing Dates – Friday 18th August, 2017 (Postal) or Saturday 19th August, 2017 (Drop Off)**COMPETITOR DETAILS**

Name:

Email:

Address:

State: Postcode: Personal Contact No:

Full Name of Club:

For Juniors Only, Date of Birth: / / (NB: Must be under 16 at 19th August, 2016)**ENTRY SUMMARY AND FEES** [Cheques made payable to Gem and Lapidary Council of NSW Inc]

No. of Entries: Are entries to be returned by mail? (Circle) Yes / No

Entry Fees - \$1.00 per entry for first ten entries, thereafter free Amount: \$.....

Return Postage (*Express Post is recommended as it can be tracked*) \$.....

Total Amount Enclosed \$.....

I declare that my entries are all my own work and that I have checked my eligibility to compete in the sections entered below.

Signature of Competitor: Date:

ENTRIES BY SECTION – Postal (by Friday 18/08/17) and Drop Off (Saturday 19/08/17)

Section No	Entries (1 or 2)	Section No	Entries (1 or 2)	Section No	Entries (1 or 2)	Section No	Entries (1 or 2)	Section No	Entries (1 or 2)
O-1A.1		O-2B.1		O-10.1		O-18B.1		O-21G.1	
I-1A.2		I-2B.2		I-10.2		I-18B.2		N-21G.2	
N-1A.3		N-2B.3		N-10.3		N-18B.3		O-24A.1	
J-1A.4		O-3.1		O-11.1		O-18E.1		N-24A.2	
O-1B.1		I-3.2		I-11.2		N-18E.2		O-25.1	
I-1B.2		N-3.3		N-11.3		O-19A.1		I-25.2	
N-1B.3		J-3.4		O-12A.1		N-19A.2		N-25.3	
J-1B.4		O-4A		N-12A.2		O-19E.1		J-25.4	
O-1B.5		O-8B.1		O-13.1		N-19E.2		O-26A.1	
I-1B.6		I-8B.2		N-13.2		O-20A.1		N-26A.2	
N-1B.7		N-8B.3		J-13.3		N-20A.2		O-26B.1	
O-2A.1		O-9B.1		O-18A.1		O-21B.1		N-26B.2	
I-2A.2		I-9B.2		I-18A.2		N-21B.2		O-26C.1	
N-2A.3		N-9B.3		N-18A.3				N-26C.2	

ENTRIES BY SECTION – Delivered and Setup by Entrant at GEMKHANA (Friday 29/09/17)

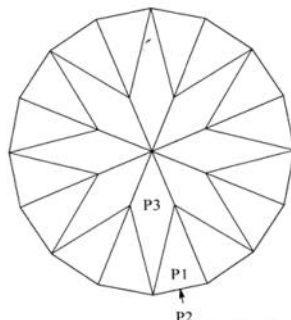
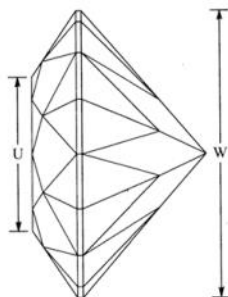
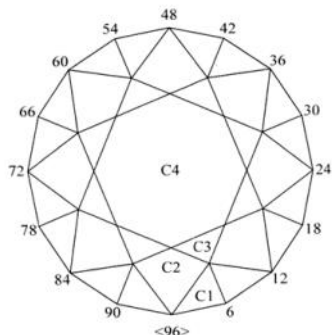
Section No	Entries (1 or 2)	Section No	Entries (1 or 2)	Section No	Entries (1 or 2)	Section No	Entries (1 or 2)	Section No	Entries (1 or 2)
O-5A.1		O-5B.1		O-16.1		O-29B.1		O-34A.1	
N-5A.2		N-5B.2		N-16.2		O-32A.1		N-34A.2	
O-5A.3		O-5E.1		O-17.1		N-32A.2		O-34B.1	
N-5A.4		N-5E.2		N-17.2		O-32B.1		N-34B.2	
						N-32B.2			

OPEN – INTERMEDIATE - NOVICE **0-8B.1 1-8B.2 N-8B.3**

STANDARD ROUND BRILLIANT with FACETED GIRDLE **MATERIAL – Coloured Cubic Zirconia**

FACETS: 57 + 16 girdle [Crown – 33 Pavilion – 24]

MEETS: 57 [Crown - 32 Pavilion - 25]



STANDARD ROUND BRILLIANT -Faceted Girdle

COLOURED CUBIC ZIRCONIA

Angles for R.I. = 2.160

57 + 16 girdles = 73 facets

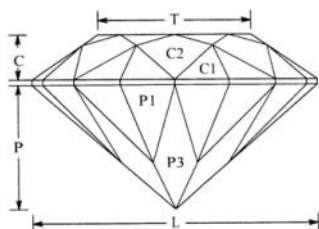
8-fold, mirror-image symmetry

96 index

$L/W = 1.000$ $T/W = 0.536$ $U/W = 0.536$

$P/W = 0.435$ $C/W = 0.156$

$Vol./W^3 = 0.205$



PAVILION

P1	43.00°	03-09-15-21-27-33-39-45-51-57-63-69-75-81-87-93	Cut to form TCP
P2	90.00°	03-09-15-21-27-33-39-45-51-57-63-69-75-81-87-93	Set stone size
P3	41.00°	96-12-24-36-48-60-72-84	Meet P1 at girdle a form PCP

CROWN

C1	39.00°	03-09-15-21-27-33-39-45-51-57-63-69-75-81-87-93	Set girdle thickness
C2	34.00°	96-12-24-36-48-60-72-84	Meet C1 at girdle
C3	20.00°	06-18-30-42-54-66-78-90	Meet C1-C2
C4	0.00°	Table	Meet C2-C3



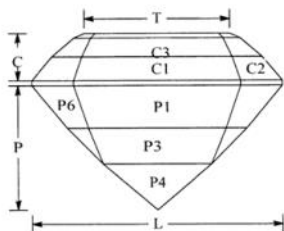
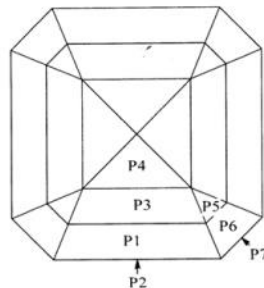
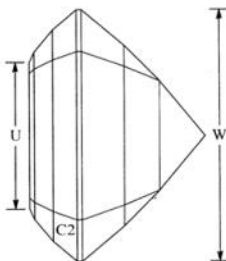
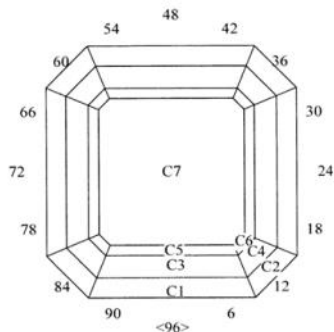
OPEN – INTERMEDIATE - NOVICE
O-9B.1 I-9B.2 N-9B.3

STANDARD SQUARE STEP CUT WITH CUT CORNERS

MATERIAL – Coloured Man Made Spinel

FACETS: 45 + 8 girdle [Crown - 25 Pavilion – 20]

MEETS: 45 [Crown - 24 Pavilion – 21]



STANDARD SQUARE STEP CUT

COLOURED MM SPINEL

Angles for R.I. = 1.720

45 + 8 girdles = 53 facets

4-fold, mirror-image symmetry

96 index

$L/W = 1.000$ $T/W = 0.582$ $U/W = 0.582$

$P/W = 0.492$ $C/W = 0.188$

$Vol./W^3 = 0.323$

PAVILION

P1	50.00°	96-24-48-72	Cut to TCP
P2	90.00°	96-24-48-72	Set stone size
P3	45.00°	96-24-48-72	Cut to width required
P4	40.00°	96-24-48-72	Cut to width required
P5	45.00°	12-36-60-84	Meet P3-P4
P6	50.00°	12-36-60-84	Meet P3-P1
P7	90.00°	12-36-60-84	Level girdle

CROWN

C1	50.00°	96-24-48-72	Set girdle thickness
C2	50.00°	12-36-60-84	Level girdle
C3	40.00°	96-24-48-72	Cut to width required
C4	40.00°	12-36-60-84	Meet C1-C2
C5	25.00°	96-24-48-72	Cut to width required
C6	25.00°	12-36-60-84	Meet C3-C4
C7	0.00°	Table	Cut to size required

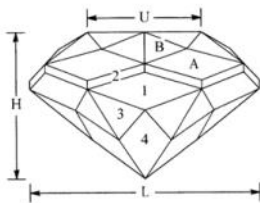
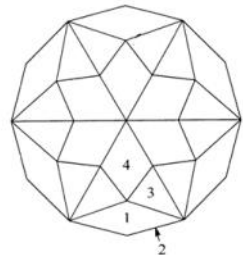
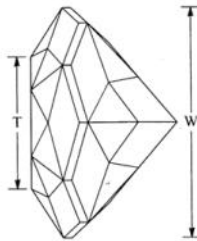
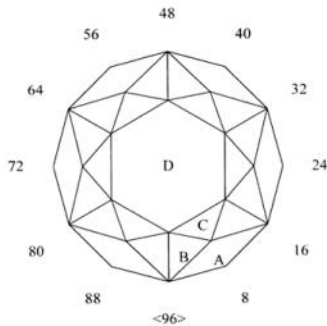


OPEN SECTION O-10.1 – HEXSTAR 1

MATERIAL - COLOURED CUBIC ZIRCONIA

FACETS: 49 +16 girdle [Crown - 25 Pavilion – 24]

MEETS: 37 [Crown - 18 Pavilion – 19]



HEXSTAR 1

By Evan A Williams

COLOURED CUBIC ZIRCONIA

Angles for R.I. = 2.160

49 + 12 girdles = 61 facets

6-fold, mirror-image symmetry

96 index

$L/W = 1.000$ $T/W = 0.573$ $U/W = 0.497$

$H/W = 0.636$

$Vol./W^3 = 0.226$

PAVILION

1	47.00°	96-16-32-48-64-80	Cut to form TCP
2	90.00°	04-12-20-28-36-44-52-60-68-76-84-92	Cut outline and size
3	42.00°	01-15-17-31-33-47-49-63-65-79-81-95	Meet at corners
4	40.50°	96-16-32-48-64-80	Meet P1-P3 and form PCP

CROWN

A	47.00°	08-24-40-56-72-88	Set girdle thickness
B	35.00°	06-10-22-26-38-42-54-58-70-74-86-90	Meet A at girdle
C	30.49°	08-24-40-56-72-88	Meet A-B
D	0.00°	Table	Meet B-C



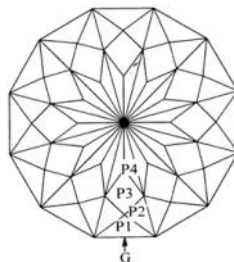
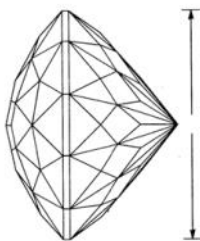
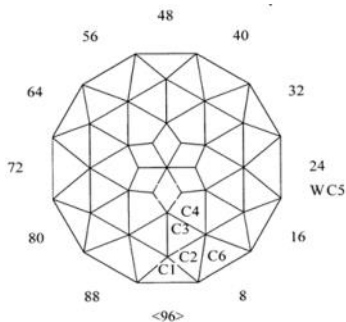
OPEN SECTION

O-11.1 - LINDA

MATERIAL – Coloured Man Made Corundum

FACETS: 120 + 12 girdle [Crown - 48 Pavilion – 72]

MEETS: 68 [Crown - 31 Pavilion – 37]



LINDA

By John Wren

Coloured MM Corundum

Angles for R.I. = 1.760

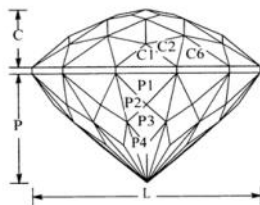
120 + 12 girdles = 132 facets

12-fold, mirror-image symmetry

96 index

L/W = 1.000

P/W = 0.476 C/W = 0.249

Vol./W³ = 0.264

PAVILION

		48-56-64-72-80-88
P1	54.61°	96-08-16-24-32-40-48-56-64-72-80-88
P2	48.39°	03-05-11-13-19-21-27-29-35-37-43-45-51-53-59-61-67-69-75-77-83-85-91-93
P3	41.38°	96-08-16-24-32-40-48-56-64-72-80-88
P4	39.00°	02-06-10-14-18-22-26-30-34-38-42-46-50-54-58-62-66-70-74-78-82-86-90-94

Form level girdle

Meet P1 at girdle

Meet P1-P2

Meet P2-P3

CROWN

C1	41.80°	96-16-32-48-64-80	Set girdle width
C2	35.00°	04-12-20-28-36-44-52-60-68-76-84-92	Meet C1 at girdle
C3	29.40°	03-13-19-29-35-45-51-61-67-77-83-93	Meet C1-C2
C4	23.20°	08-24-40-56-72-88	Meet C3
C5	12.20°	96-16-32-48-64-80	Meet C3-C4
C6	39.52°	08-24-40-56-72-88	Meet C2-C3-C4

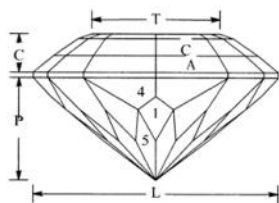
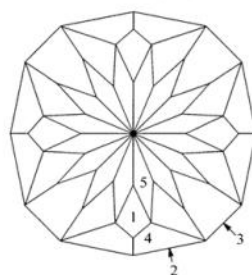
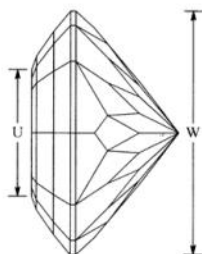
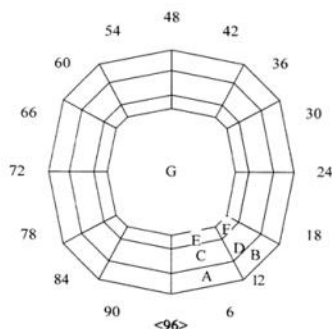


INTERMEDIATE SECTION

I-10.2 – SQUARE CUSHION BRILLIANT MATERIAL – Coloured Man Made Corundum

FACETS: 77 + 12 girdle [Crown - 37 Pavilion - 40]

MEETS: 57 [Crown - 36 Pavilion - 21]



SQUARE CUSHION BRILLIANT

Author unknown

COLOURED MM CORUNDUM

Angles for R.I. = 1.760

77 + 12 girdles = 89 facets

2-fold, mirror-image symmetry

96 index

L/W = 1.000 T/W = 0.523 U/W = 0.523

P/W = 0.422 C/W = 0.157

Vol./W³ = 0.221

PAVILION

1	39.98°	96-06-12-18- 24-30-36-42- 48-54-60-66- 72-78-84-90	Form TCP
2	90.00°	03-21-27-45- 51-69-75-93	Set Stone size
3	90.00°	12-36-60-84	Set stone size
4	47.98°	03-21-27-45- 51-69-75-93	Set girdle line
5	38.00°	03-09-15-21- 27-33-39-45- 51-57-63-69- 75-81-87-93	Form PCP

CROWN

A	40.00°	03-21-27-45- 51-69-75-93	Set girdle thickness
B	40.00°	12-36-60-84	Set girdle thickness
C	35.00°	03-21-27-45- 51-69-75-93	Equal size steps
D	35.00°	12-36-60-84	Meet to form equal step
E	20.00°	03-21-27-45- 51-69-75-93	Equal size steps
F	20.00°	12-36-60-84	Meet to form equal step
G	0.00°	Table	

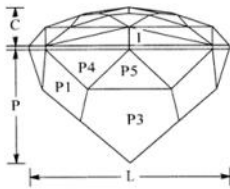
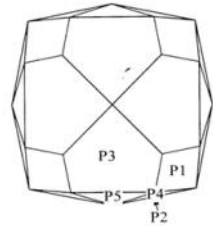
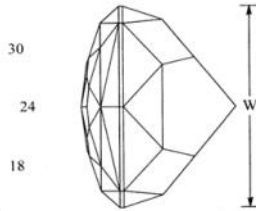
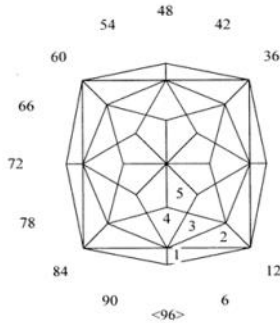


INTERMEDIATE SECTION

I-11.2 – AUSSIE CUT MATERIAL – Any Coloured Quartz

FACETS: 60 + 8 girdle [Crown - 40 Pavilion – 20]

MEETS: 42 [Crown - 25 Pavilion – 17]



AUSSIE CUT

By Kevin Smith

COLOURED QUARTZ

Angles for R.I. = 1.540

60 + 8 girdles = 68 facets

4-fold, mirror-image symmetry

96 index

$L/W = 1.000$

$P/W = 0.562$ $C/W = 0.191$

$Vol./W^3 = 0.339$

PAVILION

P1	55.91°	12-36-60-84	Cut to form TCP
P2	90.00°	03-21-27-45- 51-69-75-93	Set stone size
P3	40.00°	96-24-48-72	Cut to 2/3 of P1
P4	83.71°	03-21-27-45- 51-69-75-93	Meet P1-P2 form girdle line
P5	71.99°	96-24-48-72	Meet P1-P3-P4 & girdle adjust angle to suit

CROWN

1	49.00°	03-21-27-45- 51-69-75-93	Set girdle thickness
2	30.34°	06-18-30-42- 54-66-78-90	Meet girdle
3	25.76°	06-18-30-42- 54-66-78-90	Meet C1
4	18.66°	96-12-24-36- 48-60-72-84	Meet C1-C2
5	8.38°	06-18-30-42- 54-66-78-90	Meet C3-C4

Note:- P5 angle is adjusted to suit

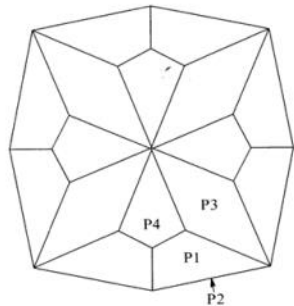
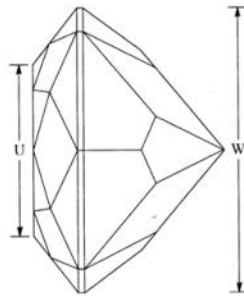
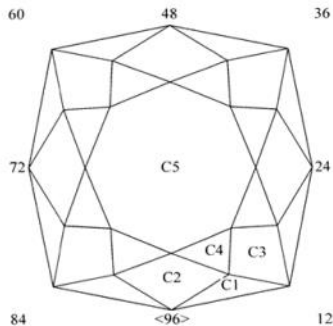


NOVICE SECTION

N-10.3 – MODIFIED SQUARE BRILLIANT MATERIAL – Coloured Man Made Corundum

FACETS: 41 + 8 girdle [Crown - 25 Pavilion - 16]

MEETS: 33 [Crown - 24 Pavilion - 9]



MODIFIED SQUARE BRILLIANT

COLOURED MM CORUNDUM

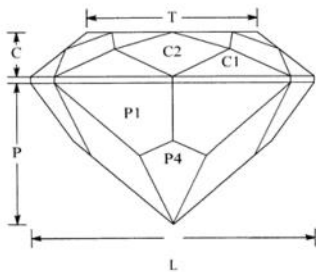
Author unknown

Angles for R.I. = 1.760

41 + 8 girdles = 49 facets

4-fold, mirror-image symmetry

96 index

 $L/W = 1.000$ $T/W = 0.601$ $U/W = 0.601$ $P/W = 0.495$ $C/W = 0.156$ $Vol./W^3 = 0.267$ 

PAVILION

P1	54.00°	03-21-27-45-51-69-75-93	Cut to TCP
P2	90.00°	03-21-27-45-51-69-75-93	Set stone size
P3	40.00°	12-36-60-84	Cut to meet corners & form PCP
P4	40.00°	96-24-48-72	Cut to meet PCP *

CROWN

C1	49.70°	03-21-27-45-51-69-75-93	Set Girdle line
C2	38.00°	96-24-48-72	Meet girdle and C1-C1
C3	28.30°	12-36-60-84	Meet at corners
C4	21.70°	06-18-30-42-54-66-78-90	Meet C1 junction with C2 and C3
C5	0.00°	Table	

*Cut P2 facets (index 12, 36, 60, 84) to form PCP then cut (96, 24, 48, 72) to meet PCP (ie constant mast height)

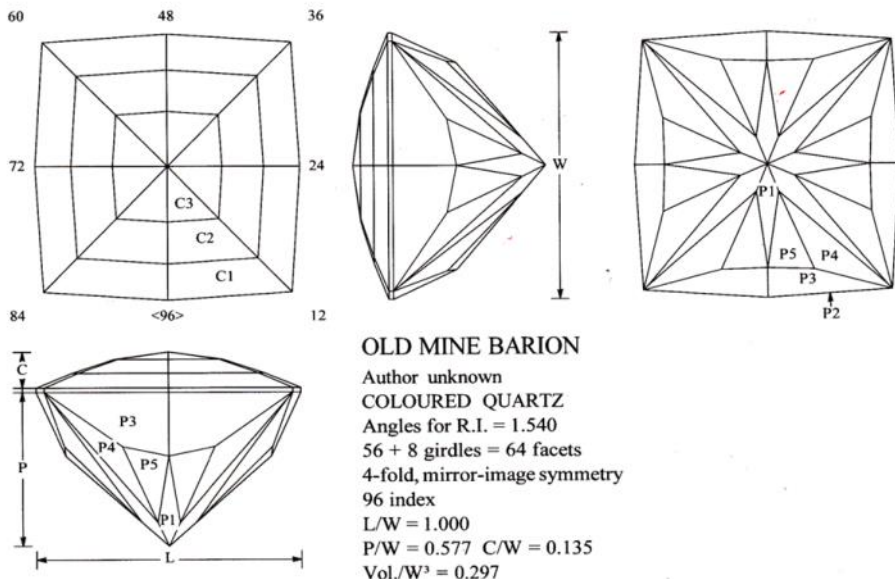


NOVICE SECTION

N-11.3—OLD MINE BARION MATERIAL – Any Coloured Quartz

FACETS: 56 + 8 girdle [Crown - 24 Pavilion – 32]

MEETS: 46 [Crown - 25 Pavilion – 21]



PAVILION

P1	41.00°	96-12-24-36-48-60-72-84	Cut to form PCP
P2	90.00°	01-23-25-47-49-71-73-95	Set Stone size
P3	65.00°	01-23-25-47-49-71-73-95	Meet P1-P2
P4	42.00°	09-15-33-39-57-63-81-87	Meet P1-P2-P3
P5	42.40°	03-21-27-45-51-69-75-93	Meet P1-P1-P4

CROWN

C1	22.00°	01-23-25-47-49-71-73-95	Set girdle width
C2	18.00°	01-23-25-47-49-71-73-95	Equal size steps
C3	8.00°	01-23-25-47-49-71-73-95	Equal size steps

Gemcuts

*Lapidary * Fossicking
* Jewellery Making Tools



Cabbing



Tumbling



Jewellery Tools



Carving



Sawing



Ultrasonic Cleaners

We stock an extensive range of our own diamond tools, faceting accessories, rough and products.

We are Authorised dealers for:

Diamond Pacific Tool Corp – Nova, Genie, Bigfoot, Galaxy

Barranca - MK Diamond Saw Blades

Lortone - Cabbing Machines, Saws, Rotary Tumblers

Saeshin - "Strong" Micro Motors

Cratex - Rubberised Abrasives

Crystalite - Diamond Laps, Crystal Pads, Poly Pads, Flexo Pads

Klingspor - Industrial Grade Sanding Sheets, Belts & Disks

GemPro - Flex Wheels, Resin Bonded Diamond Products

Jersey Instruments – Faceting Machines

36A Smith Drive
Ballina NSW 2478
Ph. 02 66811686
A/H 0427 012 014
Brian & Liz

MAIL
PHONE &
INTERNET
ORDERS

www.gemcuts.com.au

RARE FOSSIL FIND IN QUEENSLAND

A rare fossil of a dinosaur-bird species has been found in an old quarry, 12 kilometres from the town of Richmond in northwest Queensland. According to *ABC News*, Dr Smith, curator of Richmond's Kronosaurus Korner, 'said the bones are believed to represent a creature called *Nanantius eos* — a species Dr Smith said was close to a seagull.'

According to Dr Smith, 'because Richmond was at the centre of the inland sea during the cretaceous period, it's really strange to find these bird-like fossils in the middle of a seaway... They would've been like a modern seagull, living on the coastline, feeding on fish that have washed up and occasionally going out to sea.'

Townsville volunteer, Mike D'Arcy, unearthed the 100-million-year-old bones five years ago, however it wasn't until larger bones were sorted through, such as the humerus, that scientists could confirm that the bones were from a primitive bird. D'Arcy has nicknamed his discovery the 'Richmond raptor'.

The *Nanantius eos* is currently on display at Kronosaurus Korner.

(Info & images from <http://www.abc.net.au/news/2017-04-19/dinosaur-bird-found-in-outback-queensland/8453740>)



Nanantius eos, the dinosaur-bird



(image from *The Fossil News*; info from <https://en.wikipedia.org/wiki/Pterosaur>)

FOSSIL FIND

The Fossil News reports that two members of the Fossil Club of NSW found this pictured specimen at Richmond, in Queensland's Northwest, last year, with recent confirmation that it is a pterosaur jawbone. According to Wikipedia, 'pterosaurs are the earliest vertebrates known to have evolved powered flight.' The Fossil Club has kindly donated this specimen to Kronosaurus Korner, Richmond's marine fossil museum.



GEMKHANA 2017



Saturday 30th September
Sunday 1st October
Monday 2nd October

**Hawkesbury District Agricultural Show Grounds
at Clarendon, near Richmond**



**THE GEM & LAPIDARY
COUNCIL OF NSW INC
INVITE YOU TO VIEW
THE BEST OF OUR CRAFT IN
NSW**



Examples will include:

- ♦ Hand-crafted jewellery
- ♦ Polished stones
- ♦ Stone carving
- ♦ Faceted stones
- ♦ Minerals



**Traders will be offering:- Jewellery, Lapidary
Equipment, Faceting Rough, Rough Stones and Slabs
Silver work and gem-cutting demonstrations
Children's Activities**



June

- 3-4 Bankstown Gem & Mineral Fair, Arena Sports Club, Yagoona, NSW
10-11 Grafton Gem & Craft Show, Grafton Showgrounds, NSW
10-12 Tweed River Crystal and Craft Festival, Showground, Murwillumbah, NSW
17-18 Windsor Gem and Mineral Fair, Windsor Function Centre, NSW
25 Inverell Lapidary & District Lapidary Club Open Day, Clubhouse, Inverell, NSW
30-2 July Cloncurry Rockhana Gem and Mineral Festival, Mary Kathleen Memorial Park, Cloncurry, Qld

July

- 1 Caboolture Gem Club Gemfest, Caboolture Historical Village, Qld
1 Gold Coast Gem & Craft Show, Miami Primary School, Mermaid Waters, Qld
7-8 Winton Opal Trade Show, North Gregory Hotel, Winton, Qld
7-9 Clarence River Arts, Crafts & Quilt Exhibition, Maclean Showgrounds, NSW
8-9 Campbelltown Districts Lapidary Club Annual Exhibition, Greg Percival Community Centre, Ingleburn, NSW
8-9 Hervey Bay Festival of Gems, Star of the Sea Catholic College, Hervey Bay, Qld
14-16 Yowah Opal Festival Yowah State School, Qld
18-19 Townsville Gem & Mineral Show Club Rooms, Gulliver, Qld
25-26 Cairns Gem Festival Club Rooms, Cairns, Qld
27-30 Lightning Ridge Opal Festival, Lightning Ridge Bowling Club, Qld
30 Inverell Lapidary & District Lapidary Club Open Day, Clubhouse, Inverell, NSW

August

- 3-4 Australian Opal Exhibition QT Gold Coast, Qld
5 Innisfail Club Show Club Rooms, Innisfail, Qld
6 Atherton Club Show Club Rooms, Toga, Qld
18-20 Parramatta-Holroyd Annual Exhibition, Clubrooms, Wentworthville NSW
19-20 Blaxland Gem & Mineral Club Gem Show, Glenbrook Community Hall, NSW
26-27 White Cliffs Gem Fest and Car Boot Sale, White Cliffs Community Hall, NSW



September

- 2 Ipswich & District Lapidary Club Show, Silkstone Primary School, Qld
9-10 Bribie Island Gem Festival Lapidary Club Show, Banksia Beach, Qld
23-24 Caloundra Gem Show, Caloundra State School, George Street, Qld
23-24 Waverley Gem Club Exhibition, Brandon Park Community Centre, Waverley, NSW
30-Oct 2 GEMKHANA, Hawkesbury District Showgrounds, Clarendon, NSW

October

- 6-8 National Gem & Mineral Show, North Shore Events Centre, Glenfield, NZ

NEXT BIG EVENT FOR THE GEM & LAPIDARY COUNCIL NSW



GEMKHANA

September 30-October 2

Hawkesbury Showground

Clarendon, NSW

